

Tamires Lima

Tóim,
where are you?



Government of Bahia presents

Tóim, where are you?

Tamires Lima

TEXT AND ILLUSTRATIONS



The project was contemplated by the 2019 Literature Sectorial Edict and has financial support from the State Government, through the Culture Fund, Secretary of Finance, Cultural Foundation of the State of Bahia and Secretary of Culture of Bahia.

Tóim, where are you?

copyright © 2022 - Tamires Lima

Illustrations

Tamires Lima

Graphic project and design

Tamires Lima

Translation

Mirela Dantas

Revision

Taís Leony

Contact's author: tamilima.santos@gmail.com

International Cataloging in Publication (CIP) data

L732t Lima, Tamires

Tóim, where are you? / Tamires Lima; Author's illustrations.. 2nd ed. -
Salvador: [y.n], 2022.
20 p.: il.

ISBN: 978-65-00-45065-1

1. Children's Literature. Title

CDD: 028.5
CDU: 82-93

Catalog sheet prepared by the librarian José Antonio S. do Nascimento (CRB-5/1275)

This is Lu. The only small thing

about her is her name.


She has eyes as big as grapes,

a flat nose and a red colored mouth.

But the biggest thing about Lu is an enourmous

hair that could wrap the whole world.





Having such a big hair,
she used to complain about it,
saying it was “way too big to wash,
to untangle and to make it LOOK GOOD!”.

Such thoughts made Tóim,
her hair's name get sadder ,
weaker and lose it's joy.




Tóim loved get loose in the air.
When rope skipping, it would spread, get tall and fluffy.

Lu's friends seemed to enjoy it, but others would laugh at it,
saying "with a hair this big you don't even need an umbrella!".


The first time hearing this made Tóim think it was a compliment, maybe some other way of being useful. But having Lu crying about it felt wrong, so it started hiding from the wind, doing anything to remain small, accepting all those combs, shampoos and hair creams.



But one day it grew tired of being a small obedient hair. The same very day when the little girl said it was a BAD HAIR, Toim felt so hurt that it fled. After all, that was the most rude thing someone could say to a such generous hair.



After it fled, Lu felt desperate and in a hurry asked her grandma Flor what she could do once she didn't want to be bald. Grandma knew toim really well because she used to make it many wonderful hairdos she learned back in Mozambique when she lived in Africa, the mother land.




Grandma Flor let her hair down and showed

Lu many hairdos also common in Bahia.

She taught her about long and short braids, about tereres, how to wear little shells, to do little hair buns, anything to make it look even more fantastic, showing how beautiful curly hair can be.



Grandma even put these beautiful little buns on Lu's head, using tererês and braids as their culture said so. Seeing all this, Tóim felt like looking so colorful and ornated as well. This feeling grew so big that Tóim overflowed all over the house and ended up face to face with the little girl.





-Tóim! You're back! I missed you so much!
I'm so sorry, you're gorgeous! Come be with
me and grow free every time we skip a rope!"
He embraced the girl while both of them
swore to never be apart again.



Biography

Photo by Levy Costa



I was born in 1990 in Recife (PE) and moved to Bahia and settled in 1992. The appreciation for reading came early through comic books. I am a designer graduated from UFBA, also have master degree in Design and Culture (UEFS) and and a doctorship student in Education at the Universidad Autónoma de Madrid. I've always liked to create stories and that's why I've been combining reading with illustration in the form of books. The desire to fulfill this story came when I created Fabrincando

(2012), a book that teaches how to make popular toys.

Nowadays with **Tóim, where are you?** I expect children to realize that all types of hair are beautiful. So if you can relate to that, I may ask you... Have you already apologized to your hair? To see more illustrations or direct message me, just reach to: tamilima.santos@gmail.com or access [instagram @tamilima_ilustra](https://www.instagram.com/tamilima_ilustra)



Thanks

First of all, to God for granting me the gift of producing this book. To the family for their patience and support, to the prayerful friends, to the girls on the project team, to Secult and to all the friends who always cheer for me. I also thank the girls and boys who have already read this story and made me believe in the importance of persisting and creating the project.

Colophon

This book was produced after many dreams and dedication of friends between the time zones of Salvador and Madrid.

Typography: Sassoon Infant and Bellota | Size: 20x24cm

Paper: Offset 150 g/m² (pages), Supreme board 250 g/m² (cover)

Printing: PSI7 | Languages: Portuguese, English and Spanish | Print: 2000 copies



Educational Content

How about following these tips to get to know a little more of your hair and doing activities with other kids?

On the next pages you will find ways to having fun by learning!



Types of hair



- 1** Straight hair: they are usually more oily and with ease in reaching long lengths.
- 2** Waves: This one makes waves in a "S" shape. Often the waves appear in the middle area and towards the end.
- 3** Defined curls: the curls are more defined and make the hair bulky and thick. The scalp has a natural oil that goes through the hair, but in curly ones this process takes longer. As such, the middle areas and the ends can get dry very easily.
- 4** Curly bulky hair: these are more fragile. It gets dry a lot more easily so it's recommended to moist and hydrate more often. We can take care of them with hair butter and vegetal oils.

Taking care

We can follow the Hair Schedule to keep the hair soft and healthy.

HYDRATION:

It's very recommended to dry hair types. It's about replenishing the water in the strands. You should look for: fruits, glycerine, aloe vera, honey, sucrose and hydrolyzed proteins.

NUTRITION:

It helps replenishing the natural oils and nutrients. We should look for vegetal oils as such the avocado's, olive's, coconut's or castor's, butters and vegetal wax.

RECONSTRUCTION:

This process is indicated to damaged hair that breaks, falls off or has split ends. The products to achieve this are keratin and it's amino acids and collagen.



Photo by Rafaela Souza

Storytelling

It is a way to present the message in a playful way and arouse children's interest in reading. This is the story of Lu, a girl who complained so much about her hair called Tóim that he ran away. When looking for help from her grandmother Flor, she learned about the beauty of curly hair, so when she finds Tóim, she apologizes and they become inseparable friends. Presenting the story opens the idea to question about each one of them, so it's very relevant to ask them which points were more interesting to the group. Teaching about the beauty of curly hair is a liberating tool in building children's identity and good self-esteem.

Make your own Tóim

This activity brings the reflection how children interpret their own hair and also collaborate the perception of their identity. Each child you will receive the materials to create a doll and her hair with beads and ornaments.

Methodology:

Filling the bladder with a funnel or top from the pet bottle, tie the bladder and decorate.

Materials:

Bladder, wheat flour, PET bottle or funnel, scissors, plastic eyes, marker, styrofoam glue and embellishments.





Draw your own Tóim

The workshop comes to build reflection and interpretation about the story. Each child will be given a blank paper and they'll draw their hair. After that, they'll utilize glue and beads to bring their idea of Tóim to life, the main character's hair.

Methodology:

- Making the first sketches with a pencil
- Utilizing the glue and the beads over the sketches

Materials Required:

Paper, Pen, Pencil, Scissors, colored pen, crayons, glue, string, eads, Shells, Ribbons, Colored fabric

Braiding Day

This activity is about giving children the possibility to find their own curly beauty. By making braids and other hairstyling on each child they will identify african traits and be able to recognize how beautiful they are. By the end, the catwalk intend to make them express themselves in a funny way.

Methodology:

- Sharing and exchanging ideias
- Making the hairdos
- Fashion catwalk

Materials Required:

Comb, hair elastic, hair clips, colored ribbons, braiding fiber, thick paper for molding, hair gel, colored spray, shiny spray, colored fabric, comb cream and red fabric for the catwalk.



Despite having a small name, Lu is a great girl that with her childish innocence she teaches us about ancestry, heritage and self love in a very soft way. Her hair named Toim, represents her identity and her roots. Being a partner to her adventures Tóim feels free to play and to be as big as the little girl's own beauty.

However, their relationship wasn't always this easy. For a while Lu faced a hard time accepting herself so she ended up in a fight with her hair. Toim reacted in a very unexpected way and to solve the problem Lu with grandma Flor come to realize in a delightful way something important and valuable.

This book was written and drawn by Tamires Lima, with lots of creativity and tenderness. Aiming to show us that every hair is beautiful, also that we should make peace with our own traits and how important and fundamental is to love ourselves as we are.

My true desire with this book is to help black girls to improve their self esteem and by translating this book I thank the author to share her experiences in a such inspiring way.

Jamile Menezes | Art-educator

Financial support:

FUNDAÇÃO
CULTURAL
ESTADO DA
BAHIA

fun-
ceb

Fundo de
cultura



GOVERNO
DO ESTADO

SECRETARIA
DE CULTURA

SECRETARIA
DA FAZENDA

ISBN: 978-65-00-45065-1



9 786500 450651